


May
vie-de-miettes.fr






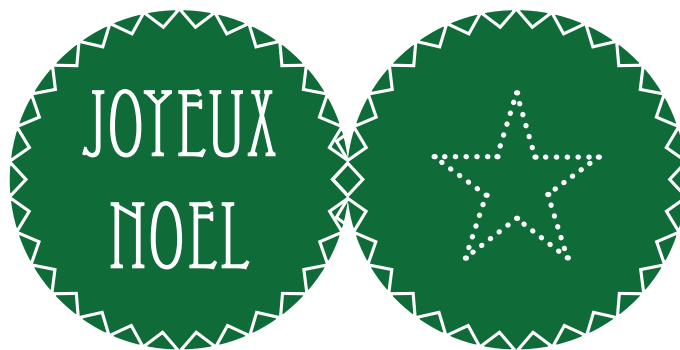



Les petites instructions

1. On découpe soigneusement
2. On plie au milieu
3. Ensuite, on met de la colle
4. On pose un cure-dent au milieu
5. On plie et on pique où on veut !



May, vie-de-miettes.fr



May, vie-de-miettes.fr